

SC SERIES LOUDSPEAKERS

INCREIBLE SOUND, AFFORDABLE PRICE



2008 | CATALOG

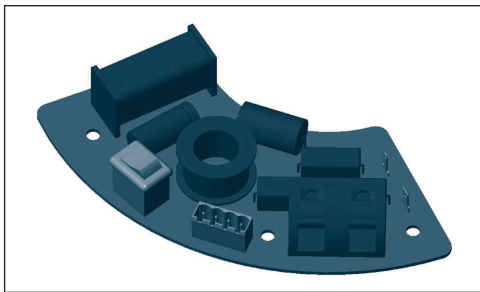
polkaudio®

**SC85-IPR & SC80-IPR
FLIP A SWITCH, AND THEY'RE IP-READY**

Polk Audio's highly acclaimed LC265-i-IP and LC80-i-IP set a new, higher sonic standard for networked built-in loudspeakers. Now Polk has extended this IP-ready technology to more moderate price ranges with our new SC85-IPR and SC80-IPR speakers. Which means you can offer your customers a better value and higher performance in IP multi-room and home theater electronics.

**BOTH LOUDSPEAKERS ARE IP-READY
AT THE FLIP OF A SWITCH**

Both models include standard speaker wire inputs for legacy systems as well as a euro-style connector input for IP use. A rocker switch allows the installer to choose the input appropriate for the installation.



**THE SC85-IPR AND SC80-IPR LOUDSPEAKERS
GO FROM STANDARD TO IP-READY MODE
AT THE FLIP OF A SWITCH.**

**AND BOTH LOUDSPEAKERS OFFER REAL
BENEFITS WHEN USED IN IP-READY MODE**

The speakers operate in bi-amplified mode, with separate signals going to the tweeter and woofer, providing a significant performance improvement for your customer. When installed as part of the Netstreams Digilinx system, preloaded Digital Signal Processing (DSP) characteristics smooth the frequency response and increase the bass performance. Bypassing the passive crossover network creates better phase characteristics, lower overall distortion and improved sensitivity.

SC85-IPR IN-WALL LOUDSPEAKER

8" (20.3CM) WOOFER, 1" (2.5CM) TWEETER
OVERALL DIMENSIONS:
14 5/16" H X 10 1/16" W X 3 7/16" D (36.35CM H X 25.55CM W X 8.73CM D)
OVERALL FREQUENCY RESPONSE: 30HZ-20KHZ

SC80-IPR IN-CEILING LOUDSPEAKER

8" (20.3CM) WOOFER, 1" (2.5CM) TWEETER
OVERALL DIMENSIONS:
10 5/8" DIAMETER X 4 3/8" DEPTH (24.76CM DIAMETER X 11.11CM DEPTH)
OVERALL FREQUENCY RESPONSE: 35HZ-20KHZ

SEE SPECIFICATIONS FOR MORE DETAILED PRODUCT INFORMATION.


MATTE WHITE (PAINTABLE)



SC85-IPR

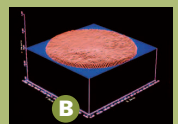
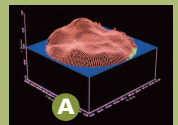


SC80-IPR



DYNAMIC BALANCE®

Advanced laser imaging technology allowed Polk Audio engineers to see the entire vibrating surface of a driver and tweeter; they could actually see the resonance develop on the speaker cones—resonance that is the root cause of loudspeaker distortion (A). Being able to see the resonance develop, they determined the “Dynamic Balance” of high-tech materials, geometry and construction that effectively tune out the offending resonance (B). Exclusive Dynamic Balance Composite Material Technology delivers sound that’s effortlessly clean and clear, even at lifelike volume. See more about Dynamic Balance at www.polkaudio.com/catalog/technology/.



SC65 & SC60

The SC Series shares the same cutout sizes and accessories as several of Polk's step-up TCi & LCi Series, allowing you to upgrade at a later date without having to modify the wall or ceiling.

- The SC Series uses advanced technology active components (drivers, tweeters and crossovers) to deliver superior performance and unsurpassed value.
- Dynamic Balance® Polymer Composite Drivers produce smooth, wide-range response with minimal distortion. 3/4" and 1" Silk Dome Tweeters with Neodymium Magnets ensure clear, detailed highs.
- Durable, moisture-resistant materials, including Butyl Rubber Surrounds, corrosion resistant hardware and grilles allow SC Series loudspeakers to be used in bathrooms, kitchens and even outdoors (in protected locations) with long-term reliability.
- Aimable tweeters swivel up to 15° for high frequency directional control and excellent imaging even for off-axis listeners.
- With six SC models to choose from, two rectangular and four round, you're assured of virtually invisible placement in every conceivable location.

- Paintable, powder-coated Aluminum Grilles enable SC Series loudspeakers to virtually disappear in any room.
- Installing SC Series loudspeakers is easy as 1-2-3 with our Rotating Cam Installation System.
- Pre-Construction Brackets to ease installation in new construction installations are available for all models.
- SC6s gives you stereo imaging from a single speaker for locations where a pair of speakers would be impractical, such as pantries, hallways, or even shower stalls.

SC65 IN-WALL LOUDSPEAKER

6 1/2" (16.5CM) WOOFER, 3/4" (1.9CM) TWEETER

OVERALL DIMENSIONS:

14.5/16" H X 8 1/2" W X 3 1/8" D (36.35CM H X 21.59CM W X 7.94CM D)

OVERALL FREQUENCY RESPONSE: 32HZ-20KHZ

SC60 IN-CEILING LOUDSPEAKER

6 1/2" (16.5CM) WOOFER, 3/4" (1.9CM) TWEETER

OVERALL DIMENSIONS:

9 5/16" DIAMETER X 3 7/8" DEPTH (23.65CM DIAMETER X 9.84CM DEPTH)

OVERALL FREQUENCY RESPONSE: 30HZ-20KHZ

SEE SPECIFICATIONS FOR MORE DETAILED PRODUCT INFORMATION.



MATTE WHITE (PAINTABLE)



SC65



SC60

ROTATING CAM

Installation is easy as 1-2-3—cut one hole, feed the wires, and simply drop the speaker in. Rotating Cams secure the speaker safely with no extra assembly or mess.



polk
technology

SC6s & SC50

The SC Series shares the same cutout sizes and accessories as several of Polk's step-up TCi & LCi Series, allowing you to upgrade at a later date without having to modify the wall or ceiling.

- The SC Series uses advanced technology active components (drivers, tweeters and crossovers) to deliver superior performance and unsurpassed value.
- Dynamic Balance® Polymer Composite Drivers produce smooth, wide-range response with minimal distortion. 3/4" and 1" Silk Dome Tweeters with Neodymium Magnets ensure clear, detailed highs.
- Durable, moisture-resistant materials, including Butyl Rubber Surrounds, corrosion resistant hardware and grilles allow SC Series loudspeakers to be used in bathrooms, kitchens and even outdoors (in protected locations) with long-term reliability.
- Aimable tweeters swivel up to 15° for high frequency directional control and excellent imaging even for off-axis listeners.
- With six SC models to choose from, two rectangular and four round, you're assured of virtually invisible placement in every conceivable location.

- Paintable, powder-coated Aluminum Grilles enable SC Series loudspeakers to virtually disappear in any room.
- Installing SC Series loudspeakers is easy as 1-2-3 with our Rotating Cam Installation System.
- Pre-Construction Brackets to ease installation in new construction installations are available for all models.
- SC6s gives you stereo imaging from a single speaker for locations where a pair of speakers would be impractical, such as pantries, hallways, or even shower stalls.

SC6s IN-CEILING STEREO LOUDSPEAKER

6 1/2" (16.5CM) DUAL VOICE COIL WOOFER, 3/4" (1.9CM) DUAL TWEETER
 OVERALL DIMENSIONS:
 8 15/16" DIAMETER X 3 1/8" DEPTH (22.7CM DIAMETER X 7.94CM DEPTH)
 OVERALL FREQUENCY RESPONSE: 40HZ-20KHZ

SC50 IN-CEILING LOUDSPEAKER

5 1/4" (13.35CM) WOOFER, 3/4" (1.9CM) TWEETER
 OVERALL DIMENSIONS:
 7 1/2" DIAMETER X 3 1/16" DEPTH (19.05CM DIAMETER X 7.78CM DEPTH)
 OVERALL FREQUENCY RESPONSE: 55HZ-25KHZ

SEE SPECIFICATIONS FOR MORE DETAILED PRODUCT INFORMATION.



MATTE WHITE (PAINTABLE)



SC6s



SC50

CUSTOM INSTALL LOUDSPEAKERS

	SC85-IPR	SC65	SC6s
Driver Complement	1 - 8" (20.3cm) midwoofer driver, 1 - 1" (2.5cm) aimable silk dome tweeter	1 - 6 1/2" (16.5cm) midwoofer driver, 1 - 3/4" (1.9cm) aimable silk dome tweeter	1 - 6 1/2" (16.5cm) midwoofer driver, 2 - 3/4" (1.9cm) metallized dome tweeters
Shape	rectangle	rectangle	round
Frequency Response: Overall / -3dB Limits	30Hz - 20kHz / 50Hz - 20kHz	32Hz - 20kHz / 60Hz - 20kHz	40Hz - 20kHz / 55Hz - 20kHz
Impedance	compatible with 8 Ohm outputs	compatible with 8 Ohm outputs	compatible with 8 Ohm outputs
Recommended Amplification	20 - 100 watts/channel	20 - 100 watts/channel	20 - 100 watts/channel
Efficiency	90dB	89dB	89dB
Available Finish	matte white (paintable)	matte white (paintable)	matte white (paintable)
Product Weight / Shipping Weight	3.7 lbs each / 6 lbs each (1.68 kg each / 2.72 kg each)	3.45 lbs each / 5.5 lbs each (1.56 kg each / 2.27 kg each)	2.5 lbs each / 3 lbs each (1.16 kg each / 1.36 kg each)
Overall Dimensions (Depth measured from the deepest component to the back of the baffle)	14 5/16" H x 10 1/16" W x 3 7/16" D (36.35cm H x 25.55cm W x 8.73cm D)	14 5/16" H x 8 1/2" W x 3 1/8" D (36.35cm H x 21.59cm W x 7.94cm D)	8 15/16" Diameter x 3 1/8" Depth (22.7cm Diameter x 7.94cm Depth)
Depth Assuming 1/2" Drywall	2 15/16" (7.46cm)	2 5/8" (6.67cm)	2 5/8" (6.67cm)
Cutout Dimensions	12 3/4" H x 8 5/8" W (32.38cm H x 21.9cm W)	12 3/4" H x 7 1/4" W (32.38cm H x 18.41cm W)	7 5/8" Diameter (19.36cm)

CUSTOM INSTALL LOUDSPEAKERS

	SC80-IPR	SC60	SC50
Driver Complement	1 - 8" (20.3cm) midwoofer driver, 1 - 1" (2.5cm) aimable silk dome tweeter	1 - 6 1/2" (16.5cm) midwoofer driver, 1 - 3/4" (1.9cm) aimable silk dome tweeter	1 - 5 1/4" (13.35cm) midwoofer driver, 1 - 3/4" (1.9cm) aimable silk dome tweeter
Shape	round	round	round
Frequency Response: Overall / -3dB Limits	35Hz - 20kHz / 50Hz - 20kHz	40Hz - 20kHz / 60Hz - 20kHz	55Hz - 25kHz / 90Hz - 23kHz
Impedance	compatible with 8 Ohm outputs	compatible with 8 Ohm outputs	compatible with 8 Ohm outputs
Recommended Amplification	20 - 100 watts/channel	20 - 100 watts/channel	20 - 100 watts/channel
Efficiency	90dB	89dB	89dB
Available Finish	matte white (paintable)	matte white (paintable)	matte white (paintable)
Product Weight / Shipping Weight	3.5 lbs each / 5 lbs each (1.59 kg each / 2.27 kg each)	3.25 lbs each / 5 lbs each (1.47 kg each / 2.27 kg each)	2.85 lbs each / 4 lbs each (1.29 kg each / 1.81 kg each)
Overall Dimensions (Depth measured from the deepest component to the back of the baffle)	10 5/8" Diameter x 4 3/8" Depth (24.76cm Diameter x 11.11cm Depth)	9 5/16" Diameter x 3 7/8" Depth (23.65cm Diameter x 9.84cm Depth)	7 1/2" Diameter x 3 1/16" Depth (19.05cm Diameter x 7.78cm Depth)
Depth Assuming 1/2" Drywall	3 7/8" (9.84cm)	3 3/8" (8.57cm)	2 9/16" (6.51cm)
Cutout Dimensions	9 3/8" Diameter (23.81cm)	8 3/16" Diameter (20.8cm)	6 1/2" Diameter (16.51cm)

Polk Audio is an award-winning designer and manufacturer of high performance audio products and the largest audio brand of Directed Electronics, Inc. (NASDAQ, DEIX). Founded in 1972 by three Johns Hopkins University graduates, Polk Audio holds over 50 patents for advances in audio design and technology. Polk's products include loudspeakers and electronic components for home, auto and marine applications, the first satellite radio home component tuner, the world's first audiophile-grade active IP-addressable loudspeaker, the first THX® Ultra2 Certified in-ceiling loudspeaker and I-Sonic®—the first Entertainment System to include HD™ Radio, XM® Connect & Play capability and a DVD player. Polk products are available through authorized specialist consumer electronics retailers worldwide. For more information and the location of a Polk retailer or distributor in your area, visit www.polkaudio.com or call us at 1-800-377-7655 (USA and Canada). Outside of North America call +1 (410) 358-3600.

We're fanatics when it comes to providing you useful, accurate information that can help you evaluate our products. But as we all know, we live in an imperfect world. At least some of us do. That's why performance specifications and product dimensions are subject to change without notice. For the most current specifications see our website, www.polkaudio.com/home.

Polk Audio is a Directed Electronics company which trades on NASDAQ under the symbol DEIX. Investor information can be found at <http://investor.directed.com>.

Polk Audio, Polk, PowerPort, Dynamic Balance, F/X, Atrium, Big Speaker Sound Without The Big Speaker, High Velocity Compression Drive, Acoustic Resonance Control, ARC Port, Casket Basket, I-Sonic, SurroundBar & SDA are registered trademarks of Britannia Investment Corporation used under license by Polk Audio, Incorporated. Polk Audio Designs & miDock are trademarks of Britannia Investment Corporation used under license by Polk Audio, Incorporated.

polkaudio®

POLK AUDIO

5601 METRO DRIVE
BALTIMORE, MD 21215

WWW.POLKAUDIO.COM

CUSTOMER SERVICE:
800-377-7655 (USA & CANADA)
410-358-3600 (WORLDWIDE)

COPYRIGHT© APRIL 2008
ALL RIGHTS RESERVED.