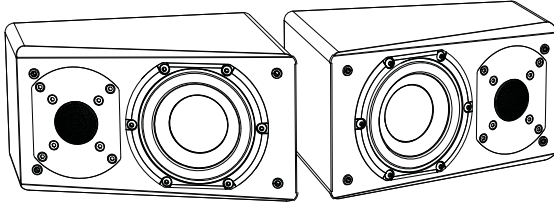


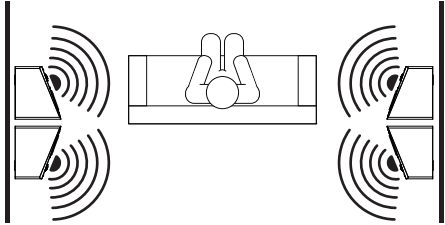
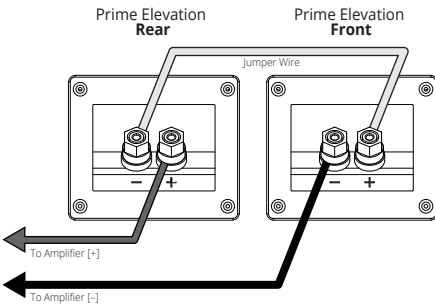
RECOMMENDED PRIME ELEVATION PLACEMENT OPTIONS

Bipole or Dipole Surround Sound Speaker

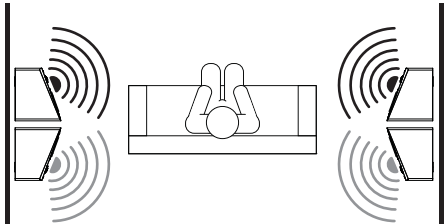
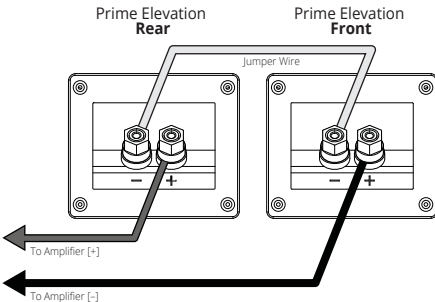
A pair of Prime Elevation speakers can be used together to make a traditional bipole or dipole surround speaker. To do this, you will use one surround channel from your AV receiver, and the speakers must be wired together in series.



Bipole Mode - Bipole mode is recommended for home theater systems which have a 7.1 AV receiver and use dedicated side surround and rear surround speakers. In bipole mode, both sets of speakers have the same output, which is “in phase”. This will provide a more localized and directional surround sound effect.



Dipole Mode - In dipole mode, one Elevation speaker is electrically reversed from the other, or “out of phase.” This will provide a more diffuse and non-directional surround sound effect.



WIRING YOUR PRIME ELEVATION SPEAKERS

The SVS Prime Elevation Speakers include convenient gold-plated five-way binding posts, which accept wires terminated with banana plugs, speaker pins, spade connectors and bare wire. As with any speaker wire run, it's a smart idea to measure twice, cut once and allow an extra foot or two, just to be safe.

Once you have the proper length, simply connect each speaker to the appropriate channel of your receiver or power amplifier. Always be sure to maintain proper +/- polarity between the speaker and the amplifier.

